



Online Safety for Parents / Carers

Ern Bamford Primary Curriculum Advisor

ern.bamford@npw.so



@npw_ict

Parents & Carers often have anxieties or uncertainties about new technologies.

The aim of today's session is to:

- raise awareness of the risks of online activity
- discover ways in which we can lessen those risks
- understand the role that parents & carers play in enabling children to use the internet safely
- be aware of resources to support parents & carers



Our children have never known a world without technology.

They have grown up using the latest technology and appear confident users of laptops, tablets and mobiles - BUT do they fully understand the choices they are making?



What The School Does

- Checks websites and content
- Follows school's Online Safety guidelines
- Talks to children about being safe online
- Raises awareness in lessons and staff training sessions
- Embeds Online Safety teaching and learning across curriculum
- Identifies patterns of online use by children
- Reports any incidences of Online bullying or other Online Safety issues

What you should be doing


- Talking to your children about how and when they access the internet
- Making sure you are aware of the current risks of using the internet
- Understanding how you can limit these risks
- Helping your child be a safe internet user
- Raising awareness of your child's digital footprint and the affect it may have on their future

Your child Online

9 in 10

Habits

children under 10 go online ¹



What are the risks?



















Grooming

Online Bullying

Inappropriate Content

Losing Control of Online
Content

Virus, hacking,
security risks

	What is it?	How is it used?	Risk to children and young people
	Facebook 13 yrs	Social networking	Grooming, contact from strangers
	WhatsApp 16 yrs	Image sharing Social networking	Images shared to a group so lose ownership Online bullying
	YikYak 16 yrs	Anonymous message-board style app	Online bullying
	Twitter 13 yrs	Social networking	Trolling
	Ask.fm 13 yrs	Anonymous question and answer social network	Online bullying
	Club Penguin 6-14 yr	Online multiplayer game	Grooming
	YouTube 18	Video sharing	Inappropriate content
	WeChat 18 13 yrs 16 yrs 18 yrs 13 yrs 16 yrs 18 yrs	Voice-message, photo, and video sharing social network	Grooming Online bullying
	Snapchat 13 yrs	Photo sharing app	Sexting Online bullying
	Instagram 13 yrs	Photo sharing app	Online bullying
	Whisper 17 yrs	Anonymous social media app	Anonymous online bullying
	Facetime Can be restricted	Online video/webcam calls	Grooming Videos can be faked
	Pinterest 13 yrs	Image sharing	Grooming by following user's interests
	Tinder 17 yrs	Location - based dating app	Uses GPS to identify user's location
	Facebook messenger 13 yrs	Instant messaging app	Contact from strangers
	Vine 17 yrs	6 second video sharing app	Inappropriate content Online bullying
	Skype 13 yrs	Online video/webcam calls	Grooming Videos can be faked
	XBOX Can be restricted.	Online gaming community	Grooming



Interests

of 7-11's use some form of
online communication ²




Do your children use any of these sites?

Many of these sites have social networking features and children are able to 'chat' online to 'friends'.

Do you know who these 'friends' are?

Do your children use these games consoles?



According to OFFCOM 41% of children aged 5-15 have games consoles in their rooms.



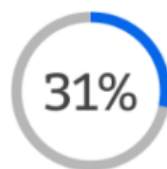
What are the Online Safety risks when using games consoles?

Content: age-inappropriate material can be available to children in games and through online services

Some games might not be suitable for your child's age - they may contain violent or sexually-explicit content. The quality of graphics in many games is very high, so the games can appear very realistic. Many devices allow users to browse the internet, and watch films and TV, and some of the content available is not appropriate for children.

Contact: potential contact from someone who may wish to bully or abuse them

Many games allow gamers to play against people online, potentially from all around the world. While gaming you can communicate with people by text, voice or video chat. This might mean your child is exposed to offensive or aggressive language from other players. Bullying can also happen, which is known as 'griefing' in games, when players single out others specifically to make their gaming experience less enjoyable. Young people can also make themselves vulnerable to contact by those with a sexual interest in children if they give out their personal details.



Concerns

of 7-11's said mean comments stop them enjoying time online ³

Conduct: children may be at risk because of their own and others' behaviour

Specific conduct risks for gamers include excessive use to the detriment of other aspects of their lives. This is sometimes referred to as 'addiction'. Gamers also need to think about their own behaviour and attitude towards other players, as well as the importance of not sharing any personal information.

Commercialism: young people can be unaware of hidden costs and advertising

There have been cases where children and young people have got into difficulty by inadvertently running up bills when playing games online. Some young people may also not be aware of advertising in games, for example, within the game there might be a billboard advertising a real-life product, or the whole game might be designed to promote particular products or brands.

Do you know how to protect your child?



- **Keeping your personal details private.** Use a nickname instead of your real name and always ask your parents before giving out your name, address or phone number online.
- **Not sharing** your username or password with anyone.
- **Thinking** before you post. Once posted, it can be difficult to remove.
- **Not posting things that** you don't want others to know about or that you wouldn't say to their face.
- **Being respectful** of other people's content that you post or share. For example, a photo that your friend took is their property, not yours. You should post it online only if you have their permission.

What can I do to support my child being safe online?

- Encourage open dialogue with your child.
- Have a family agreement about which sites can and cannot be used
- Consider filtering & blocking certain sites / software, set up privacy restrictions
- Encourage children to think before they post or share and ensure they know how to protect their personal information
- Adhere to age setting for sites, apps and games
- Understand the law, where and how you can get support
- Save any evidence and report incidents



facebook

Google+



kik



Social Media



UK Safer
Internet
Centre

Social Networks

- Safety advice
- Safety tools
- Terms and conditions
- Age requirements

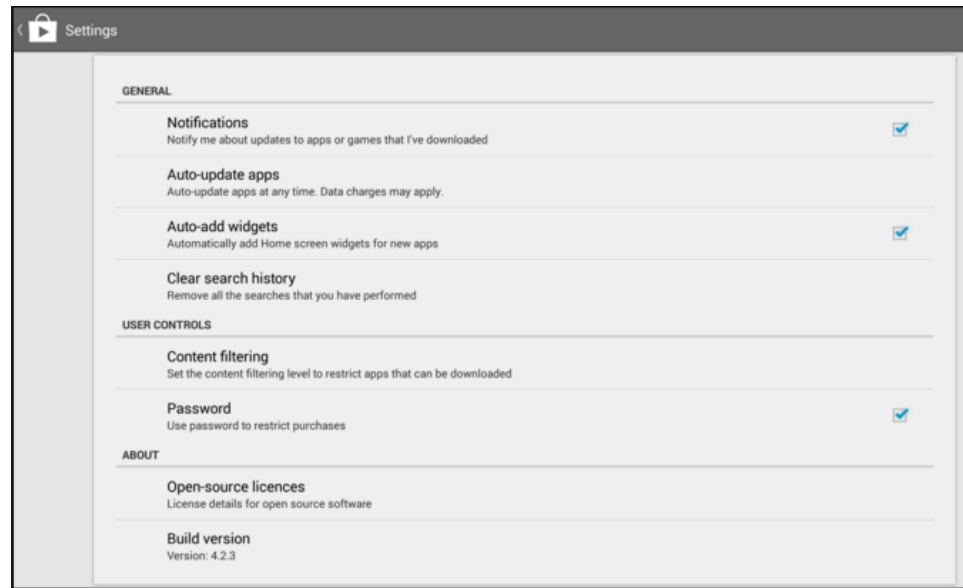
[social media](#)



Services for schools, owned by schools

www.npw.uk.com

Parental Controls



Parental controls can restrict the content that can be purchased or downloaded.


Use Restrictions on your iPhone, iPad, and iPod touch

You can use Restrictions, also known as parental controls, to block or limit specific apps and features on your iPhone, iPad, or iPod touch, including access to explicit content in the iTunes Store.

iPad restrictions

<https://support.apple.com>

1. Open your apps list and tap on the **Settings** icon.
2. Scroll down the settings page until you find **Users**, then press on it. On tablets like Samsung's, you might need to tap on the **General** tab at the top of the screen first.
3. Choose to add a new profile by tapping on the **small icon of a person** next to the magnifying glass in the top-right corner. As we're setting this up as a child's account, touch **restricted profile**.
4. At this stage you may be asked to set up a PIN or passcode for your user account. This will only appear if you haven't already secured your profile, and is necessary in order to stop your children bypassing parental controls by simply logging into the phone as you.
5. You will now see a list of all the apps currently installed on your tablet. Scroll down this list, adding a **tick** next to each app you want to block access to. When ticked, the app is **allowed**.
6. The account is now set up, ready for your children to use! To access the new profile, lock your tablet. When you go to unlock it again, the screen will display icons for each user profile in the top-right corner. Tap on your child's profile name to sign in as them. Any apps you turned on in the previous step will be accessible. Any others won't appear and can't be accessed until you switch users at the lock screen.



<http://www.geeksquad.co.uk/articles/set-up-parental-controls-android>

Safer Browsers



Kiddle is a **kid safe visual search engine**. The boxes below illustrate how Kiddle returns results for each query (in the order shown):

Safe sites and pages written specifically for kids. Handpicked and checked by Kiddle editors.

Typically, results 1-3.

Safe, trusted sites that are not written specifically for kids, but have content written in a simple way, easy for kids to understand. Handpicked and checked by Kiddle editors.

Typically, results 4-7.

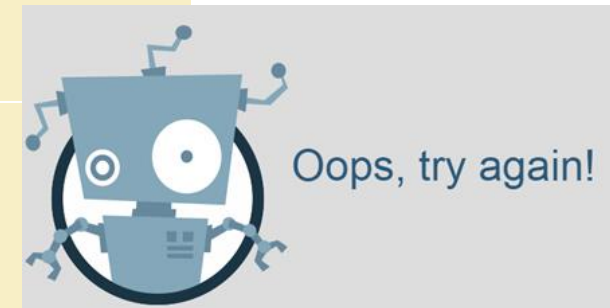
Safe, famous sites that are written for adults, providing expert content, but are harder for kids to understand. Filtered by Google safe search.

Typically, results 8 onwards.

Since Kiddle results are either handpicked and checked by our editors or filtered by Google safe search, you know you get kid-oriented results without any explicit content. In case some bad words are present in a search query, our guard robot will block the search.

If you wish to request additional keyword blocking, please use our [keyword blocking form](#).

If you wish to request additional site blocking, please use our [site blocking form](#).





You Tube

Language: English

Country: United Kingdom

Restricted Mode: Off

History

Help

Restricted Mode

- Restricted Mode hides videos that may contain inappropriate content flagged by users and other signals. No filter is 100% accurate, but it should help you avoid most inappropriate content.
- Your Restricted Mode setting will apply to this browser only.

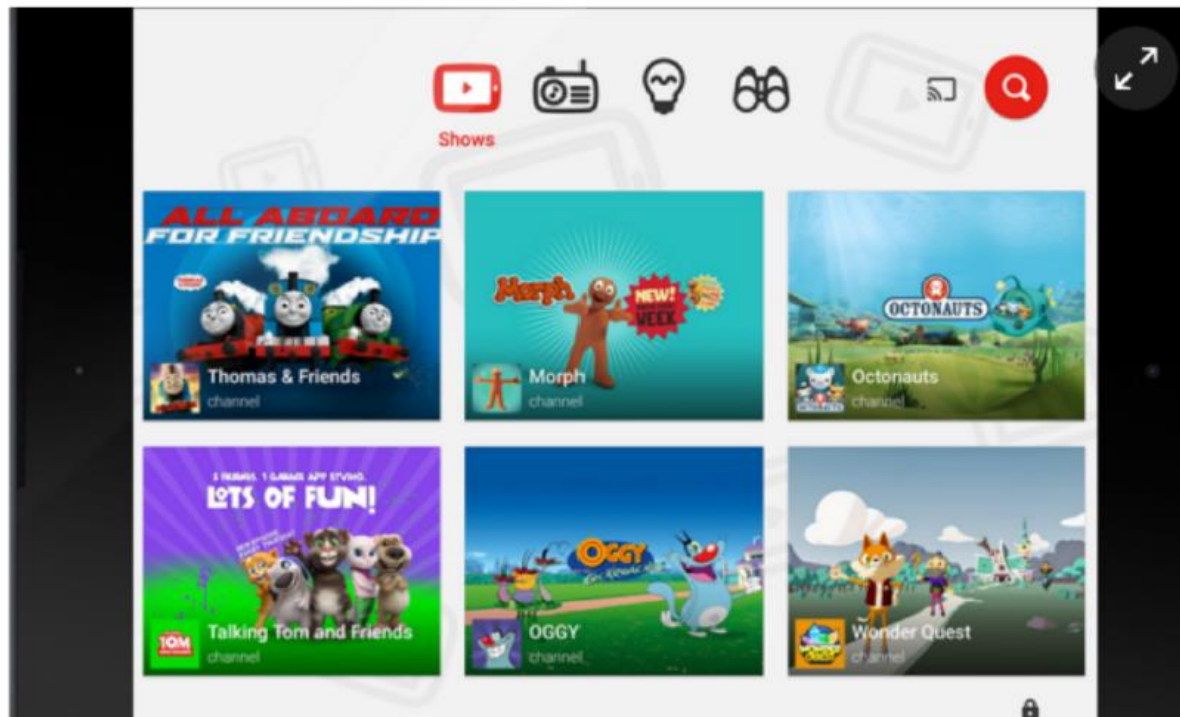
☐ On ☒ Off

Save

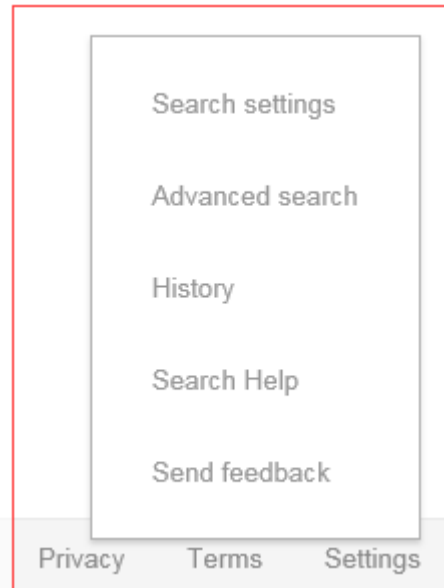
Scroll to the bottom of any You Tube page and select Restricted Mode tab.

YouTube Kids app launches in UK and Ireland for child-friendly videos

Android and iOS app will feature local channels including Stampy, Morph and Little Baby Bum, funded by 'family friendly' advertisements



Google Safe Search



SafeSearch Filters

[SafeSearch](#) can help you block inappropriate or explicit images from your Google Search results. The SafeSearch filter isn't 100% accurate, but it helps you avoid most violent and adult content.

☒ Turn on SafeSearch [Lock SafeSearch](#)

Save

Cancel

Saved settings are available whenever you sign in.



Parental Control Bar

The complete internet filtering system

[Home](#) | [Download Now](#) | [Contact Us](#)

[Product Features](#) | [Take the Tour](#) | [FAQs & Help](#) | [For Web Developers](#) | [About Us](#)

Parental Monitoring Software for the Internet

X  ParentalControl Bar ▾ You are in:  Child-Mode  Block This Site  Change Parental Settings

The Parental Control Bar is a free public service that helps concerned parents prevent their children from accessing adult-oriented web sites. Complete our simple three-step installation process and start controlling your family's online activity.

Download Now!

You will be redirected to download.cnet.com



[FAMILY](#) | [SCHOOLS](#) | [BUSINESS](#) | [HELP](#)

[How does it work?](#) | [Buy Premium](#) | [Download](#)

The Internet's best free parental control app

Protect, understand & manage your children's Internet activity with Qustodio

Create your Free account and start protecting your family Today!

The easiest way to supervise your kids online

With Qustodio, being a digital parent has never been easier



Understand

A simple dashboard makes it easy to understand how your child uses devices, apps and the web.



Manage

Easily set healthy limits to manage your child's online experience without the drama.



Protect

Powerful filtering technology is automatically enabled to protect your child from harmful content.

www.npw.uk.com

Further Help and Advice

INFORMATION & ONLINE RESOURCES



1. UK SAFER INTERNET CENTRE



UK Safer Internet Centre: The European Commission appointed UK Safer Internet Centre is made up of three partners: Childnet International, the South West Grid for Learning and the Internet Watch Foundation. Together we raise awareness about internet safety, develop information materials and resources and organise high profile events such as Safer Internet Day. You can access a range of resources from across the UK, Europe and wider afield at www.saferinternet.org.uk/parents.



Childnet: Childnet International is a non-profit organisation working in partnership with others around the world to help make the internet a great and safe place for children. The Childnet website hosts all the online resources detailed below, as well as a number of recommended resources for young people, parents, carers and teachers. The [Parents and Carers](#) area also contains key advice, information on reporting and detailed information on a range of e-safety topics in the Hot topics section.
www.childnet.com



South West Grid for Learning: The South West Grid for Learning (SWGfL) is a not for profit, charitable trust dedicated to the advancement of education through information and communication technologies. They provide safe, supported broadband internet, teaching and learning services for 2,500 schools in the South West of England and e-safety education and training regionally, nationally and internationally. They provide professionals, parents and children with advice, resources and support to use internet technologies safely to enhance learning and maximise potential.
www.swgfl.org.uk



Internet Watch Foundation: The Internet Watch Foundation is the UK's hotline for reporting illegal content found on the internet. It deals specifically with child abuse and criminally obscene images hosted in the UK and internationally. The IWF works in partnership with the online industry, law enforcement, government, and international partners. It is a charity and a self-regulatory body with over 100 Members from the online industry.
www.iwf.org.uk

2. SAFER INTERNET DAY



Safer Internet Day: Celebrated globally every year, Safer Internet Day offers the opportunity to highlight positive uses of technology and to explore the role we all play in helping to create a better and safer online community. It calls upon young people, parents, carers, teachers, social workers, law enforcement, companies, policymakers, and wider, to join together and play their part for a better internet. Ultimately, a better internet is up to us!
www.saferinternetday.org.uk

3. FACTSHEETS/INFORMATION FOR PARENTS & CARERS



Supporting Young People Online: A free guide created by Childnet providing information and advice for parents and carers on supporting young people online. The advice is also available in 12 additional languages including Arabic, Hindi, Polish, Spanish, Urdu and Welsh.
www.childnet.com/resources/supporting-young-people-online



Information and Advice for Foster Carers/Adoptive Parents: The UK Safer Internet Centre has worked together with Islington Council to create leaflets for foster carers and adoptive parents. The leaflets, which are free to download and easy to print, include top tips and conversation starters to help foster carers and adoptive parents get to grips with internet safety.
www.saferinternet.org.uk/fostering-adoption




Keeping Young Children Safe Online: Children love using technology and are learning to navigate websites, online games and consoles, and touch screen technology like iPads and smartphones from a younger and younger age. This advice contains top tips for parents and carers for keeping young children safe online.
www.childnet.com/resources/keeping-young-children-safe-online



Parents and carers

Advice about key esafety topics like social networking, as well as how-to guides for setting up filters and parent settings.



Have a conversation

Speaking to children about staying safe online is the most important thing you can do as a parent.



Safety tools on social networks and other online services

Get to grips with the different safety tools available on online services like YouTube, Facebook, BBC iPlayer and Google Chrome.



Parental controls offered by your home internet provider

Video guides from BT, Sky, TalkTalk, Virgin Media about how to set up parental controls and filter your home internet.



Parents' Guide to Technology

Advice about smartphones, gaming devices, tablets and other internet-connected devices like the iPod Touch.

internet
matters.org

About us Contact us

ISSUES

ADVICE

CONTROLS

HUB

SCHOOLS



Search



DIGITAL SAFETY AWARDS

TAKE ACTION

E-safety tips for Parents of **Primary** **School Children**

79% of 7-11 year-olds
said they would tell
their parent or carer
if something worried
them online.



Checklist

Put yourself in control

Make use of the parental controls on your home broadband and any internet-enabled devices. You can find out how at your broadband provider's website or by visiting internetmatters.org.

Childnet, Have your Say (2013)

Search safely

Use safe search engines such as swiggle.org or kids-search.com. Safe search settings can also be activated on Google and other search engines as well as YouTube. You can find out more at google.co.uk/safetycentre.

Explore together

The best way to find out what your child is doing online is to ask them to tell you about it. Put the family computer in a communal area so you can see what sites they're visiting and share with them.

Agree boundaries

Be clear what your child can and can't do online - where they can use the internet, how much time they can spend online, the sites they can visit and the type of information they can share. Agree with your child when they can have a mobile phone or tablet.

Check if it's suitable

The age ratings that come with games, apps, films and social networks are a good guide to whether they're suitable for your child. The minimum age limit is 13 for several social networking sites, including Facebook and Instagram.

Know this stuff matters,
but don't know where to turn?

Internet Matters is a free online resource for every parent in the UK. We'll show you the best ways to protect your children online - with information, advice and support on all the big e-safety issues.

internet
matters.org

Parental controls setup guides for the major tablets and smartphones:



Apple iPhone



Apple iPad



Android Mobile



Android Tablet

Parental controls setup guides for the major gaming consoles:



Xbox One



Xbox 360



PS3



PS4



Wii

Parental controls setup links for the main laptop and tablet operating systems:



Windows 10



Windows 8



Windows 7



Mavericks



Yosemite

There are many safe and secure sites that children can use, ask the school which ones they recommend.



Thank You



Any questions?